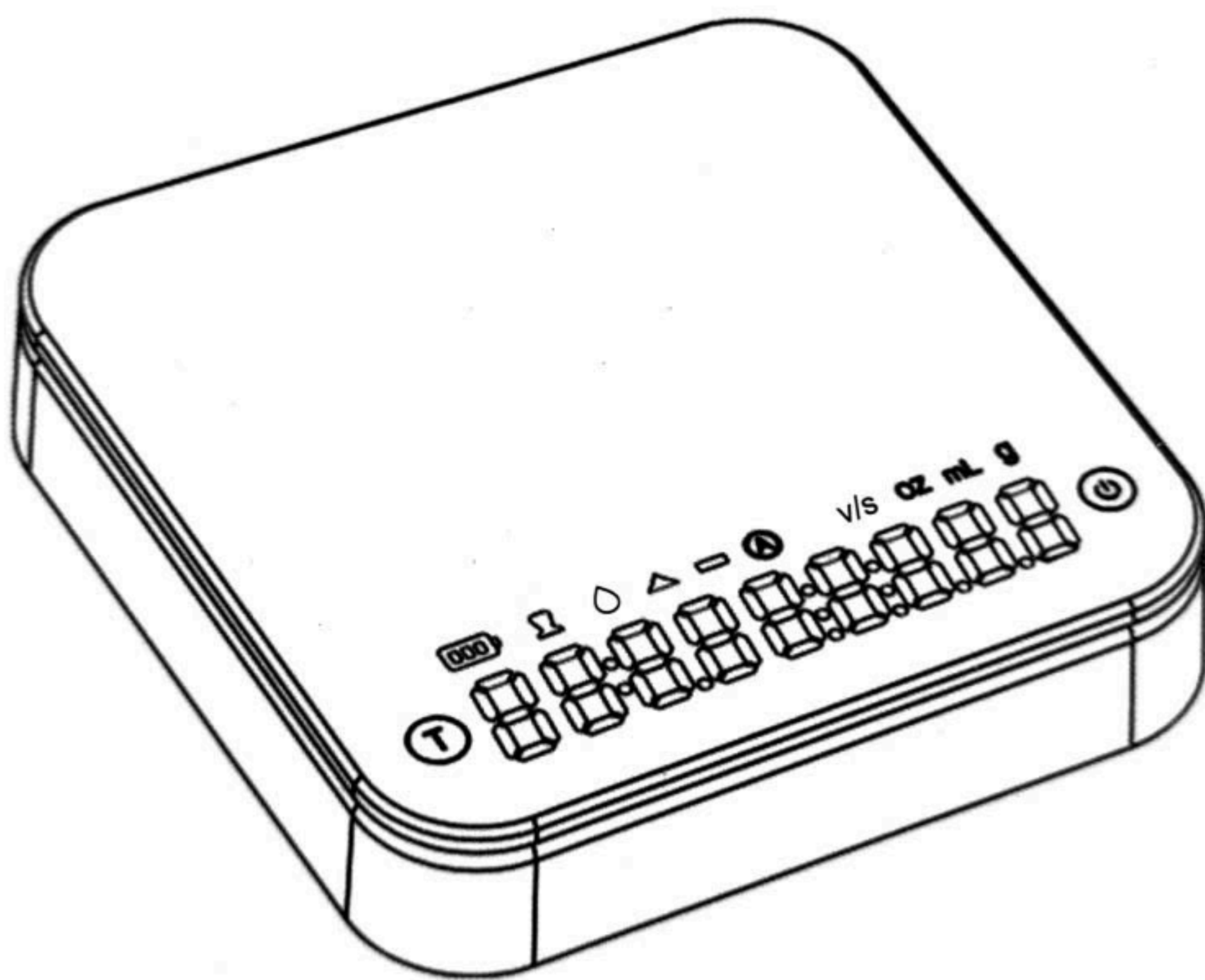
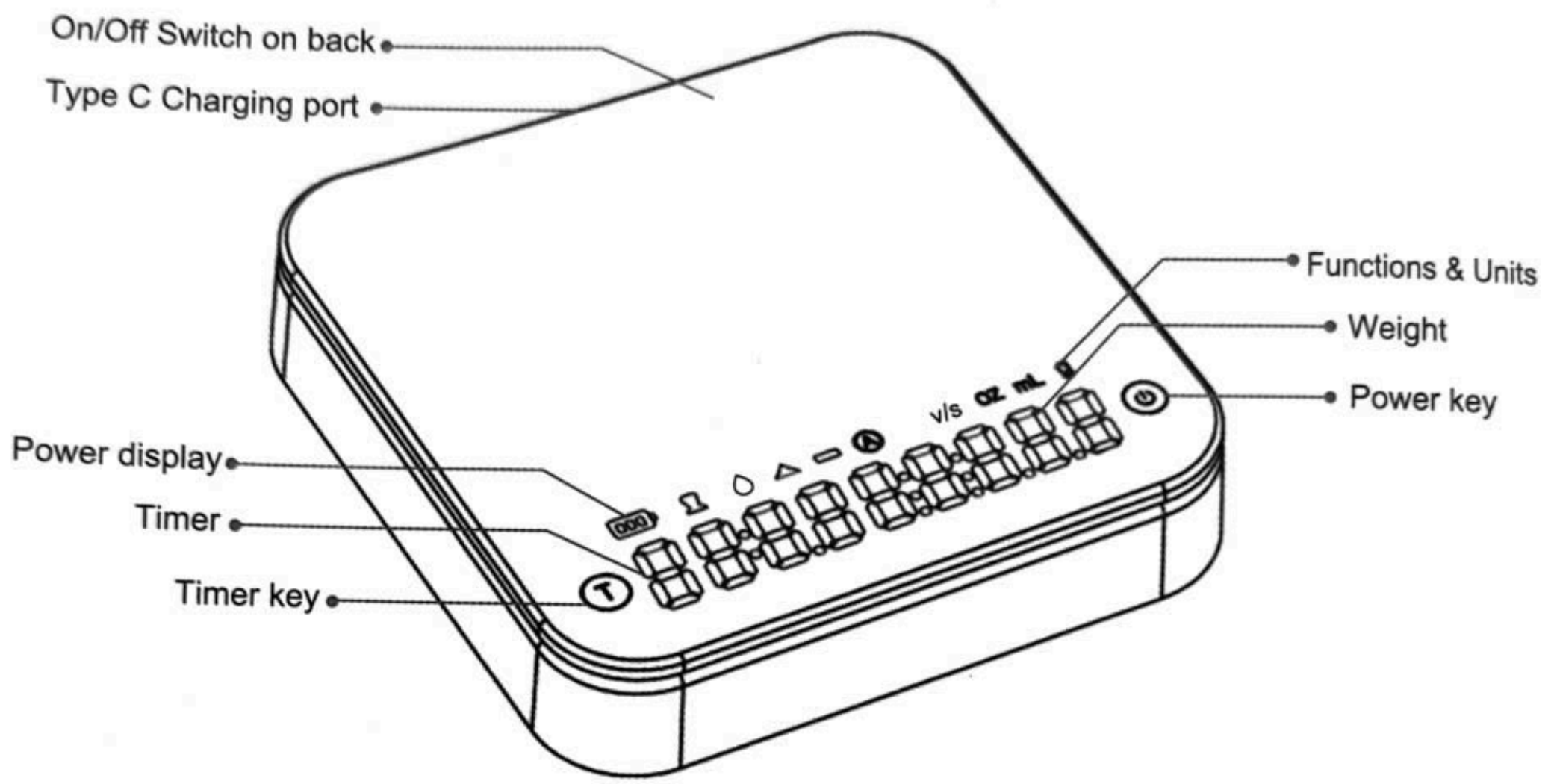


PRESSOCO

Coffee Scale Digital

K112E





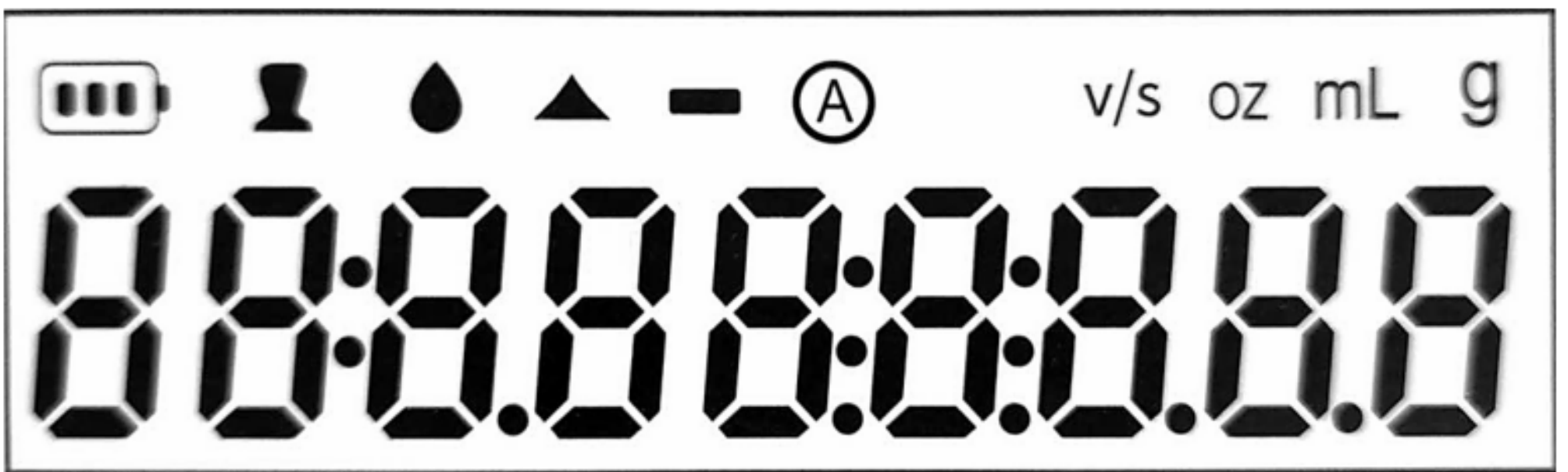
Functions









1. Short press to turn on, Long Press in 2 Second to turn off
2. Short press to tare (when weighing)
3. Short press twice to switch modes



1. Short press to start/stop Timer (in Manual mode)
2. Long press to clear Timer (in Manual mode)
3. Short press twice to convert units



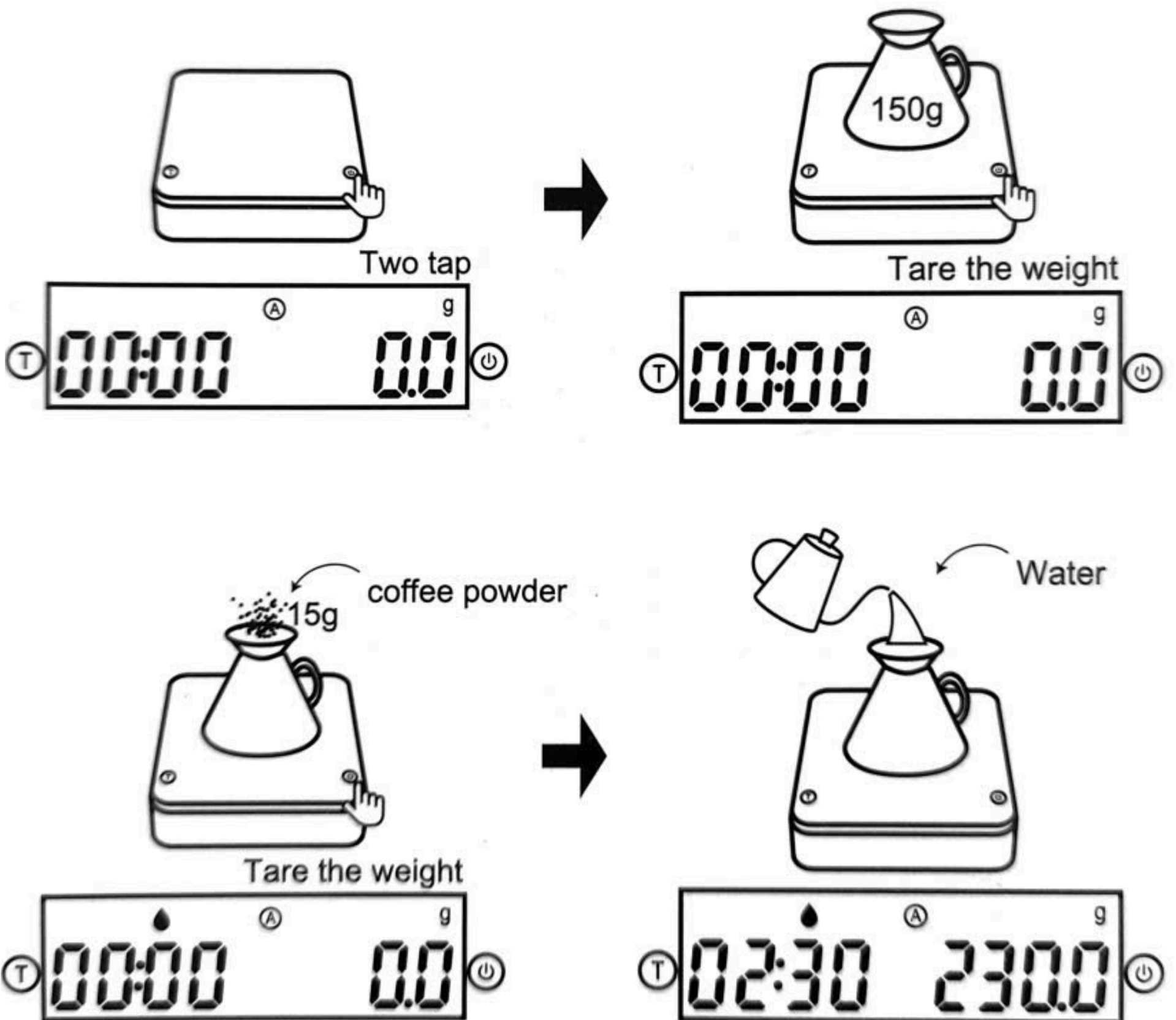
0:00	timer display
0.0	weight display
	<p>power display</p> <p>when in charging, the battery symbol flashing, and finish charged battery symbol remains on</p>
	in Auto mode
	in ratio of powder and water mode
	coffee powder stock
	pour water reminder
	<p>water flow speed mode – the mode is ready when the v/s flashing</p>

Manual Mode (Time counting + weighing)



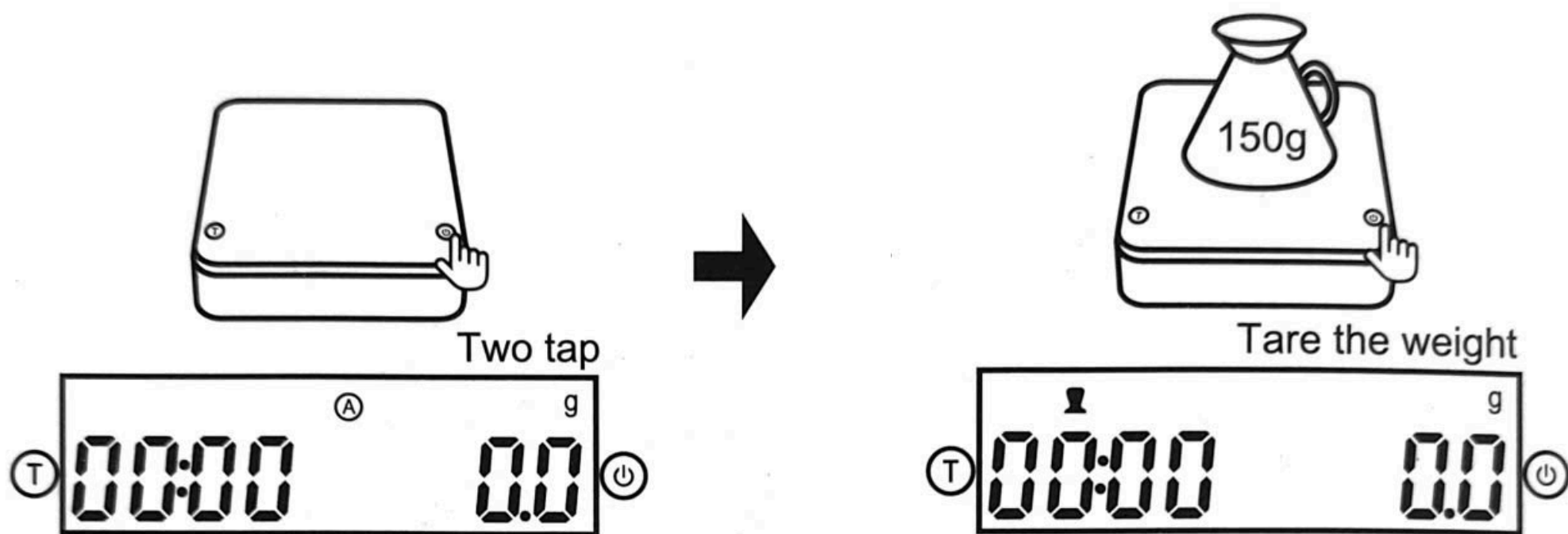
Short press (T) to start/stop Timer, long press 2 seconds to clear Timer, the maximum Timer is 99'59''

Auto Timer Mode (Time counting + weighing)

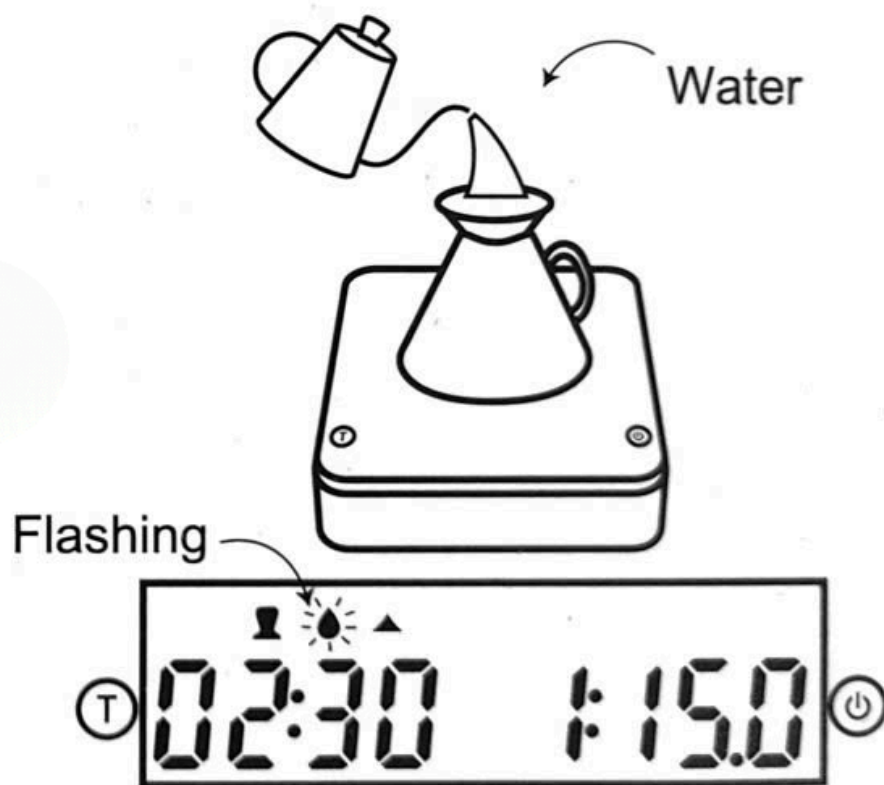


Short press twice (power) to get into Auto mode, icon (A) light up, put kettle & filter on the scale, press (power) to clear weight, add coffee powder, press (T), icon (water drop) light up, pour water in, timer auto start, stop pouring water, timer continue running, stop pouring water, timer continue running

Ratio Mode (Weighing powder + water)



Short press power (⏻) again to get into Ratio mode (when in Auto mode), icon 👤 light up, put the kettle & filter on the scale, short press (⏻) to tare the weight.

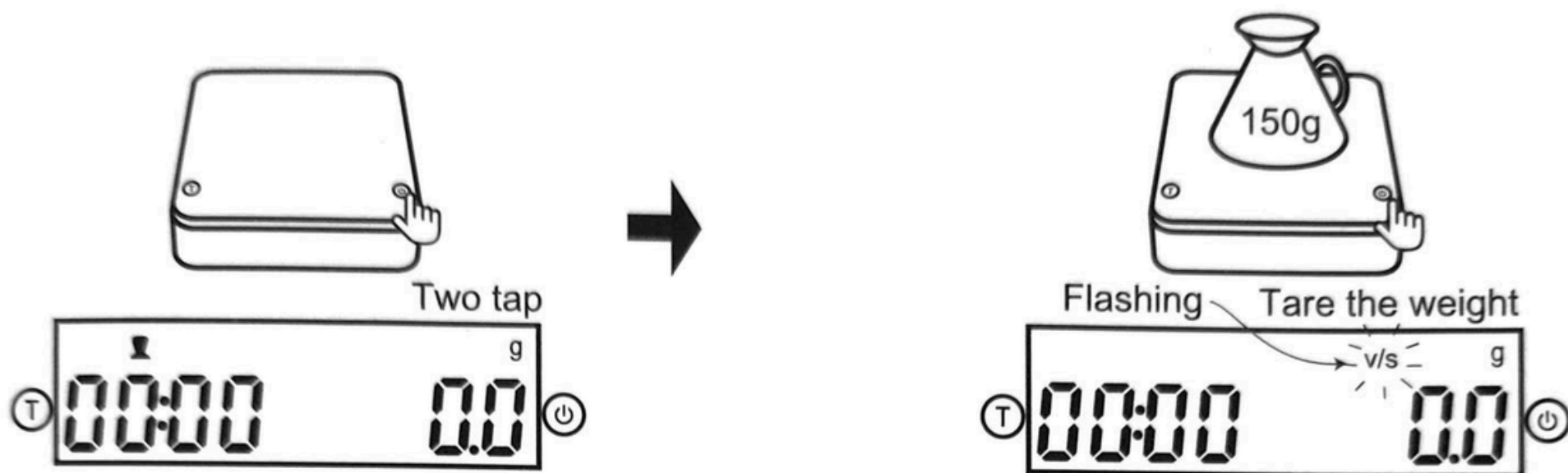




Add coffee powder, short press (T) to get the coffee powder weight, icon ▲ light up, display ratio on screen (1:0.00, 1 refer to coffee powder).

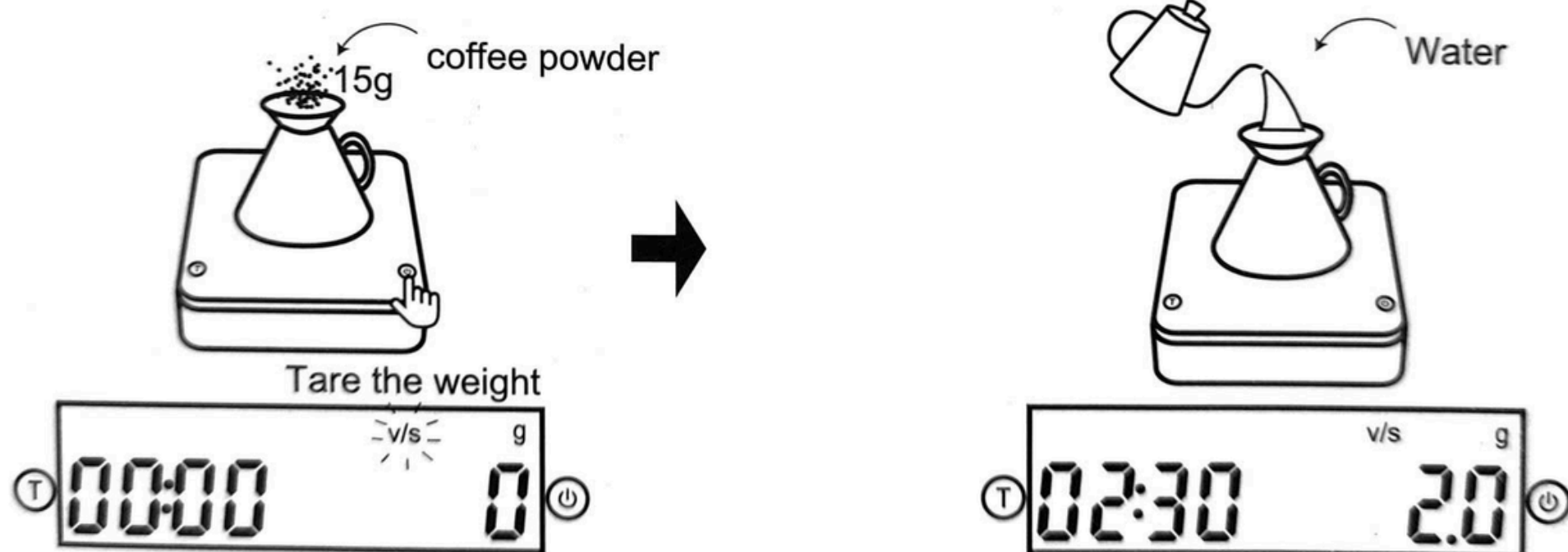
PS: object cannot over 999g (when over it, screen flash once with beeping sound, then back to the mode). Can tare the weight many times before the Ratio mode is ready.


Pour in the water to start the mode, timer auto start counting with beeping sound (icon 💧 flashing until stop pouring water), display the ratio of coffee powder & water, timer will be stopped automatically when stop pouring water, icon 💧 stop flashing with beeping sound, Alternate display 3 times the ratio of coffee powder & water, time, weight of power, weight of water, then all back to zero.

WATER FLOW SPEED MODE (Flow speed + weighing)



Short press  twice again to get into water speed flow mode (when in Ratio mode), icon v/s light up and flashing, put the kettle & filter on the scale, short press  to tare the weight.



Add coffee powder, press  to clear the coffee weight, then pour water, the weighing reading area displays the water flow speed, and the v/s symbol remains light up during water pouring.

After stop pouring water, the weighing area displays the total weight of the water, the timer keep running, after removing the kettle & filter off, the timer stops automatically.

*The water pouring flow speed only be triggered once. If it needs to be triggered once again, short press the  button.

After finish, press  in 2 seconds to turn off the scale.

Specifications

- Product size: 104.5×104.5×18.5mm
- Power: 3.7V rechargeable battery
- Weighing range: 0.3–2000g
- Division: 0.1g
- High precision sensor
- LED screen
- Auto/Manual timer
- Auto off in 2 minutes if no any operation
- Auto power off within 3 seconds when low voltage icon indicate on screen: LO
- Display “EEEE” when the weight of object over 2099g



WARNING

- Do not put any hot object (over 55°C) on the scale, use silicon mat
- Please put the scale on hard & flat surface for accurate weighing
- When overload, please take off the object immediately, or will damage the sensor
- Do not weighing with charging cable on
- Do not leave the object on scale for long time
- Please charge the scale once a month when it's in idle
- Not allow children to use it (under age 12)
- Do not put it into water
- Store the product in a dry, non-corrosive environment
- Please contact us when you meet any problem